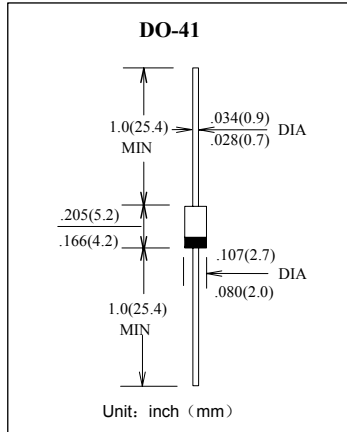


塑封肖特基二极管

PLASTIC SCHOTTKY
BARRIER RECTIFIER

特征 Features

- 大电流承受能力。High Current Capability
- 正向压降低。Low Forward Voltage Drop
- 高温焊接保证 High temperature soldering guaranteed:
250°C/10 秒, 0.375" (9.5mm)引线长度。
250°C/10 seconds, 0.375" (9.5mm) lead length,
- 引线可承受5磅(2.3kg)拉力。5 lbs. (2.3kg) tension

机械数据 Mechanical Data

- 端子: 镀锡轴向引线 Terminals: Plated axial leads
- 极性: 色环端为负极 Polarity: Color band denotes cathode end
- 安装位置: 任意 Mounting Position: Any

极限值和电参数 TA = 25°C 除非另有规定。

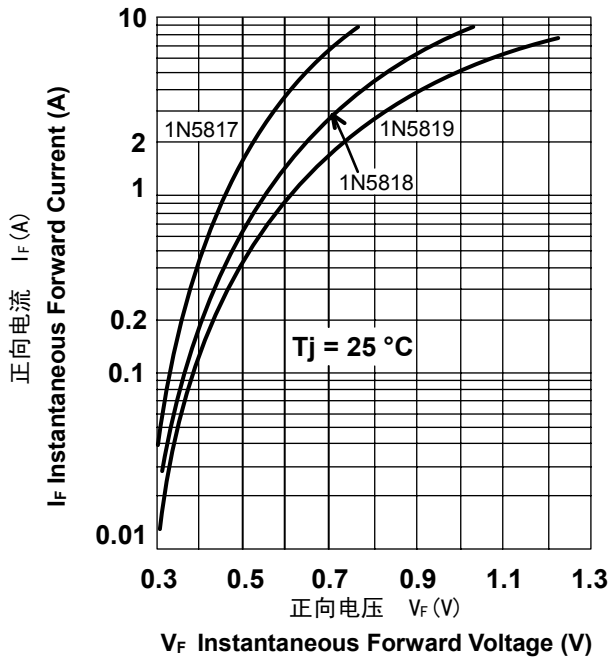
Maximum Ratings & Electrical Characteristics Ratings at 25°C ambient temperature unless otherwise specified.

	符号 Symbols	1N5817	1N5818	1N5819	单位 Unit
最大峰值反向电压 Maximum repetitive peak reverse voltage	V_{RRM}	20	30	40	V
最大反向有效值电压 Maximum RMS voltage	$V_{R(RMS)}$	14	21	28	V
最大直流阻断电压 Maximum DC blocking voltage	V_{DC}	20	30	40	V
最大正向平均整流电流 Maximum average forward rectified current	I_{FM}	1.0			A
最大正向电压降 Maximum forward voltage	V_F	0.450 0.750	0.550 0.875	0.600 0.900	V
正向峰值浪涌电流 8.3ms单一正弦半波 Peak forward surge current 8.3 ms single half sine-wave	I_{FSM}	25			A
最大反向漏电流 Maximum reverse current	I_R		1.0 10		mA
典型热阻 Typical thermal resistance	$R_{\theta JA}$		65		°C/W
典型结电容 $V_R = 4.0V, f = 1.0MHz$ Type junction capacitance	C_j		110		pF
工作温度和存储温度 Operating junction and storage temperature range	T_J, T_{STG}	- 50 --- +150			°C

特性曲线 Characteristic Curves

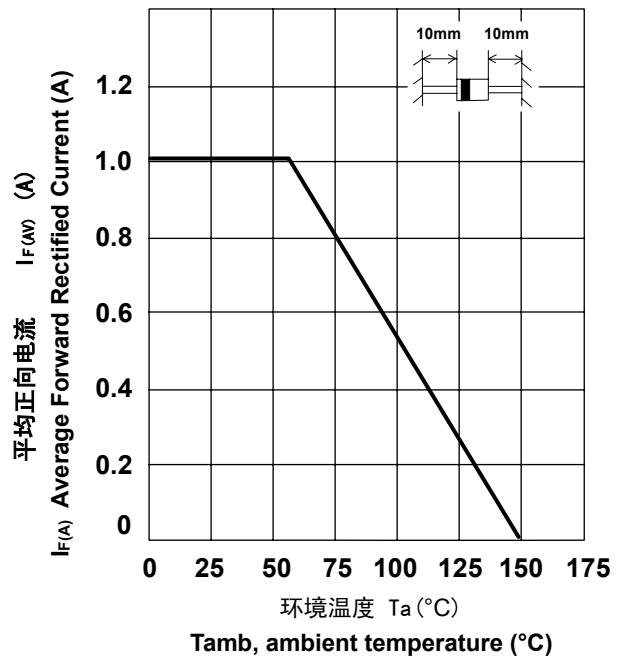
正向特性曲线 (典型值)

TYPICAL FORWARD CHARACTERISTIC



正向电流降额曲线

FORWARD CURRENT DERATING CURVE



浪涌特性曲线 (最大值)

MAXIMUM NON REPETITIVE PEAK FORWARD SURGE CURRENT

